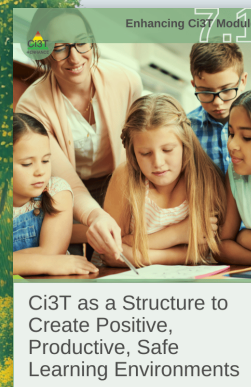



Enhancing Ci3T Module Pathway

Orienting Principal Leaders to Ci3T



This pathway is for principals interested in building familiarity with and refreshing understanding of what Ci3T is and how to support faculty and staff high-fidelity Ci3T implementation.

ci3t.org/enhance

Orienting Principal Leaders to Ci3T

Enhancing Ci3T Module Pathway

Welcome to the **Enhancing Ci3T Module Pathway** for school principals!

The purpose of this document is to provide a sequence of professional learning modules to support your particular role. Although all Enhancing Ci3T Modules contain valuable knowledge and skills, people in various roles may benefit from certain content sooner. So, we present this pathway as your Ci3T professional learning journey toward sustained high-fidelity implementation.

We recommend reviewing this Enhancing Ci3T Module Pathway in full before you begin. This includes modules and materials from the modules of particular interest to your role. You will also find a set of suggested action items to apply the knowledge learned from these resources.

Here is how to complete this Enhancing Ci3T Module Pathway:

1. Complete the first module. You can read the eBook, view the interactive resource, or both.
2. Take particular care to engage with all embedded and recommended activities.
3. Repeat with the next modules listed in the pathway.
4. Complete action items at the conclusion.

After completing the activities outlined in this Enhancing Ci3T Module Pathway, learners will be able to:

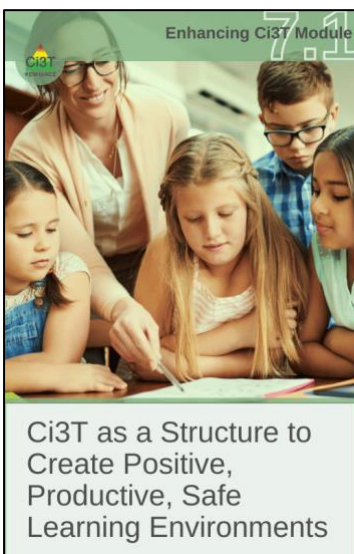
1. Describe your school's Ci3T Implementation Manual, including the Procedures for Teaching, Reinforcing, and Monitoring your Ci3T plan.
2. Conceptualize how your school's Ci3T Leadership Team relates to other teams in your school, and plan for refinement to teaming structures if needed.
3. Use effective onboarding practices to gain colleague support and inspire enthusiasm for implementing Ci3T with fidelity.

Potential benefits of completing this Enhancing Ci3T Module Pathway include gaining useful insight for leading your school's Ci3T work this year and into the future, and valuable professional experience you can cite on your résumé. You will receive an email with a line item for your résumé for each Enhancing Ci3T Module you complete.



Sample Enhancing Ci3T Modules available on ci3t.org/enhance

Ci3T as a Structure to Create Positive, Productive, Safe Learning Environments



Read the [module](#) in full, completing embedded activities, interactions, checks for understanding, and the Knowledge Check at the end. When the Knowledge Check is passed $\geq 90\%$ accuracy, you will receive an automated email providing you with a line item for your CV or résumé.

Estimated time to complete: 60-75 minutes

Why is this of interest?

This module is a great place to learn more about Ci3T! It describes your school's Ci3T Implementation Manual, a document that guides collaboration between faculty and staff, parents and families, and even students with the mission of creating a positive learning environment.

☐ ☒ **Check when complete**
(completed Knowledge Check $> 90\%$ accuracy)

Recommended Module Materials

Ci3T Domains (video)

Chapter 4: Ci3T: An Integrated Approach for Essential Learning Domains

- ✓ Watch the video describing the three learning domains in Ci3T
- ✓ Reflect on how multiple stakeholders can collaborate to achieve your school's mission




Roadmap for Success: Using your School's Ci3T Implementation Manual (activity)

Chapter 11: Ci3T Procedures for Teaching, Reinforcing, and Monitoring

- ✓ Review your Ci3T Implementation Manual
- ✓ Locate specific sections
- ✓ Complete reflection questions



Understanding Roles and Responsibilities



Read the [module](#) in full, completing embedded activities, interactions, checks for understanding, and the Knowledge Check at the end. When the Knowledge Check is passed $\geq 90\%$ accuracy, you will receive an automated email providing you with a line item for your CV or résumé.

Estimated time to complete: 120-150 minutes

Why is this of interest?

This module is a great opportunity to learn more about the specific roles and responsibilities of Ci3T Leadership Team members, faculty and staff, students, and parents/family members in implementing Ci3T

☐ ☒ **Check when complete**
(completed Knowledge Check $> 90\%$ accuracy)

Recommended Module Materials

The School Principal as Ci3T Leadership Team Leader (video)

Chapter 4: Ci3T Leadership Team Make-up and Roles


- ✓ Watch the video describing a principal's role in leading the Ci3T Leadership Team
- ✓ Reflect on your leadership style and opportunities for distributed leadership



Team Map (activity)

Chapter 6: A Look at School Team Formations: It Takes a Village

- ✓ Review example Lincoln Elementary team map
- ✓ Complete 4-step Team Map activity



Effective Onboarding Processes



Read the [module](#) in full, completing embedded activities, interactions, checks for understanding, and the Knowledge Check at the end. When the Knowledge Check is passed $\geq 90\%$ accuracy, you will receive an automated email providing you with a line item for your CV or résumé.

Estimated time to complete: 60-90 minutes

Why is this of interest?

Whether you are focused on being onboarded yourself as a new principal, or how to onboard new faculty and staff, this module has many great insights about how to build a strong school culture around your Ci3T work.

☐ ☒ **Check when complete**
(completed Knowledge Check > 90% accuracy)

Recommended Module Materials

Building Ci3T Buy-In (infographic)

Chapter 10: Cautions ahead!

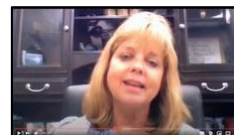
- ✓ Anticipate some challenges that may come up, and ways to plan ahead to meet these challenges through transparency, planning, and positivity.



Ci3T Distributed Leadership (video)

Chapter 13: Distributed Leadership

- ✓ Learn how a principal leading Ci3T in her school uses her Ci3T Leadership Team to increase investment and ownership across school personnel.



Action Items

	Planned Completion Date	Actual Completion Date
Action Item		

✓ Try This Now:

- Draft a Ci3T Onboarding Plan (see chapter 9 of [Serving as a Ci3T Leader: Effective Onboarding Practices](#)) for yourself *or* for onboarding new faculty and staff

Notes + Evidence of Completion:

	Planned Completion Date	Actual Completion Date
Action Item		

🤝 Collaborate:

- Share your drafted Team Map with a trusted colleague. Discuss potential refinements based on school context and next steps in actualizing the team structures (e.g., sending invitations, sharing with faculty and staff).

Notes + Evidence of Completion:

	Planned Completion Date	Actual Completion Date
Action Item		

🔍 Explore More:

- To prepare for an upcoming behavior and academic screening window, review the module [Supports and Structures for Behavior Screening](#)
 - If your school uses the SRSS-IE, consider reviewing the [Student Risk Screening Scale - Externalizing and Internalizing \(SRSS-IE\)](#) module instead
- To prepare for an upcoming treatment integrity and social validity window, review the module [Serving as Ci3T Leader: Preparing to Collect Social Validity and Treatment Integrity Data](#)

Notes + Evidence of Completion: