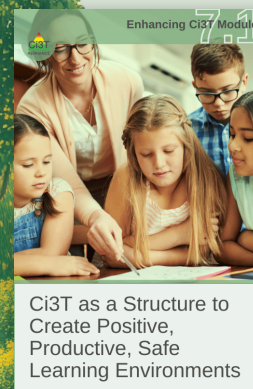





# Enhancing Ci3T Module Pathway

## General Education Teachers



This pathway is for educators interested in building familiarity with and refreshing understanding of what Ci3T is and what it looks like implemented in a classroom.

[ci3t.org/enhance](https://ci3t.org/enhance)

# General Education Teachers

## Enhancing Ci3T Module Pathway

Welcome to the **Enhancing Ci3T Module Pathway** for general education teachers!

The purpose of this document is to provide a sequence of professional learning modules to support your particular role. Although all Enhancing Ci3T Modules contain valuable knowledge and skills, people in various roles may benefit from certain content sooner. So, we present this pathway as your Ci3T professional learning journey toward sustained high-fidelity implementation.

We recommend reviewing this Enhancing Ci3T Module Pathway in full before you begin. This includes modules and materials from the modules of particular interest to your role. You will also find a set of suggested action items to apply the knowledge learned from these resources.

Here is an overview of the activities contained in this Enhancing Ci3T Module Pathway:

1. Complete the first module. You can read the eBook, view the interactive resource, or both.
2. Take particular care to engage with all embedded and recommended activities.
3. Repeat with the next modules listed in the pathway.
4. Complete action items at the conclusion.



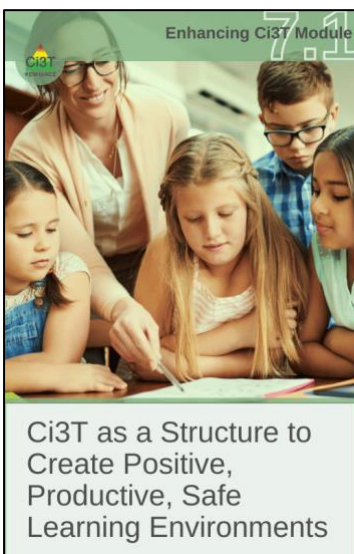
Sample Enhancing Ci3T Modules available on [ci3t.org/enhance](https://ci3t.org/enhance)

After completing the activities outlined in this Enhancing Ci3T Module Pathway, learners will be able to:

1. Describe your school's Ci3T Implementation Manual, including the Procedures for Teaching, Reinforcing, and Monitoring your Ci3T plan.
2. Conceptualize how to embed academic, behavior, and social domains into daily instruction and use low-intensity, teacher-delivered strategies to maximize engagement.
3. Use the 6-Step instructional approach as part of Tier 1 practices to respond to challenging behavior

Potential benefits of completing this Enhancing Ci3T Module Pathway include gaining useful insight for contributing to your school's Ci3T work this year and into the future, and valuable professional experience you can cite on your résumé. You will receive an email with a line item for your résumé for each Enhancing Ci3T Module you complete.

## Ci3T as a Structure to Create Positive, Productive, Safe Learning Environments



Read the [module](#) in full, completing embedded activities, interactions, checks for understanding, and the Knowledge Check at the end. When the Knowledge Check is passed  $\geq 90\%$  accuracy, you will receive an automated email providing you with a line item for your CV or résumé.

**Estimated time to complete:** 60-75 minutes

### Why is this of interest?

This module is a great place to learn more about Ci3T! It describes your school's Ci3T Implementation Manual, a document that guides collaboration between faculty and staff, parents and families, and even students with the mission of creating a positive learning environment.

☐ ☒ **Check when complete**  
(completed Knowledge Check  $> 90\%$  accuracy)

## Recommended Module Materials

### Ci3T Domains (video)

Chapter 4: Ci3T: An Integrated Approach for Essential Learning Domains

- ✓ Watch the video describing the three learning domains in Ci3T
- ✓ Reflect on how multiple stakeholders can collaborate to achieve your school's mission



### Reflecting on your Current Ci3T Model (activity)

Chapter 11: Ci3T Procedures for Teaching, Reinforcing, and Monitoring

- ✓ Review your Ci3T Implementation Manual
- ✓ Locate specific sections
- ✓ Complete reflection questions





## Embedding and Integrating Ci3T Domains Into Daily Instruction



Read the [module](#) in full, completing embedded activities, interactions, checks for understanding, and the Knowledge Check at the end. When the Knowledge Check is passed  $\geq 90\%$  accuracy, you will receive an automated email providing you with a line item for your CV or résumé.

**Estimated time to complete:** 45-60 minutes

### Why is this of interest?

This module explores opportunities to embed academic, behavior, and social domains into daily instruction and use low-intensity, teacher-delivered strategies to maximize engagement.

☐ ☒ **Check when complete**  
(completed Knowledge Check  $> 90\%$  accuracy)

## Recommended Module Materials

### Low-Intensity Strategies Definition and Examples (interaction)

Chapter 2: Academics: Engaging Instruction

- ✓ View the interaction to build familiarity with each low-intensity strategy
- ✓ Where in your Ci3T Implementation Manual do these teacher-delivered, low-intensity strategies appear? (*hint: review Reflecting on your Current Ci3T Model activity completed earlier in the pathway*)



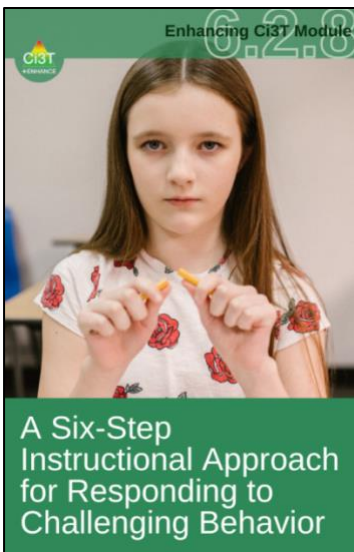
### Ci3T Integrated Lesson Plan Illustration (video)

Chapter 8: Illustrations

- ✓ Watch one of the three video illustrations
- ✓ Reflect on how academic, behavior, and social domains are reflected in the integrated lesson plan featured in the video



## A Six-Step Instructional Approach for Responding to Challenging Behavior



Read the [module](#) in full, completing embedded activities, interactions, checks for understanding, and the Knowledge Check at the end. When the Knowledge Check is passed  $\geq 90\%$  accuracy, you will receive an automated email providing you with a line item for your CV or résumé.

**Estimated time to complete:** 35 minutes

### Why is this of interest?

This module introduces the 6-Step instructional approach, a consistent, respectful, and instructional way to respond to challenging behavior for all students as part of Tier 1 practices.

☐ ☒ **Check when complete**  
(completed Knowledge Check  $> 90\%$  accuracy)

## Recommended Module Materials

### A 6-Step Approach for Responding to Challenging Behavior (video)

Chapter 6: Step 6: Recognize and Reinforce Expected Behavior When Demonstrated

- ✓ Learn what the 6-Step approach for responding to challenging behavior looks like in action
- ✓ Consider what this might look like in your classroom



### Simulation: Mrs. Green or Mrs. Lopez (activity)

Chapter 8: Collaborative Conversation

- ✓ Practice applying the 6-Step approach through a simulation
- ✓ Complete reflection questions found in the discussion guide



## Action Items

	Planned Completion Date	Actual Completion Date
<b>Action Item</b>		

### ✓ Try This Now:

- Print the 6-Step Instructional Approach for Responding to Challenging Behavior infographic (see chapter 2 of [A Six-Step Instructional Approach for Responding to Challenging Behavior](#)) and post in your classroom as a visual reminder

### Notes + Evidence of Completion:

	Planned Completion Date	Actual Completion Date
<b>Action Item</b>		

### ♥ Collaborate:

- Work with your coach or grade-level team to develop an integrated lesson plan (see chapter 7 of [Embedding and Integrating Ci3T Domains Into Daily Instruction](#) for templates and exemplars)
- Connect with your grade-level or Ci3T Leadership Team to locate or create setting expectation lesson plans (see chapter 3 of [Embedding and Integrating Ci3T Domains Into Daily Instruction](#) for templates and exemplars)

### Notes + Evidence of Completion:

	Planned Completion Date	Actual Completion Date
<b>Action Item</b>		

### 🔍 Explore More:

- Choose one of the Ci3T Teacher-Delivered Low-Intensity Strategies modules to explore

### Notes + Evidence of Completion: